



TRANE®

**Interactive ACs
and Door Locks.
Designed smart to
make you lazy.**





Leading through innovation

We are Trane, global leaders in heating, ventilation and air conditioning (HVAC) systems. Our business is to create innovation that provides comfort in homes and some of the world's largest and most famous buildings.

Trane was established in 1913 by James Trane. The dedication and vision of one man has taken Trane from being a small plumbing company to becoming an industry defining giant in 100 years. With its legacy of 100 years, Trane has constantly delivered innovative systems for the HVAC category, many of which have redefined the industry.

We are a part of the \$14 billion Ingersoll Rand, a diversified manufacturing and services organization. Trane has 104 manufacturing locations across 28 countries. We are a company driven by passion for technological innovations. Our 1500 patents are a testimony to that.

When it comes to heating and cooling America's homes, people see Trane as the industry expert. It is hence one of the highly preferred brand in the US residential HVAC category.

Our legacy of trust and innovation is what we bring to Indian homes. We are introducing revolutionary and technologically evolved products that promise a new level of comfort, convenience & control.

A landmark in comfort

We custom design solutions for some of the most well known buildings of the world. So if you are visiting the Statue of Liberty in New York, The Kremlin in Moscow, the Petronas Tower in Kuala Lumpur, the International Airport in Bangkok, the Burj Khalifa in Dubai or the Akshardham Temple in Delhi, you'll find Trane air conditioning systems keeping you comfortable inside them.

For these world famous monuments, choosing a heating and cooling system is a very important decision, just as it is for your home. Our 100 years of expertise has made our products more reliable, durable and energy efficient, and that is why such landmark buildings choose Trane.



BURJ KHALIFA
Trane landmark building since 2007



AKSHARDHAM TEMPLE
Trane landmark building since 2005

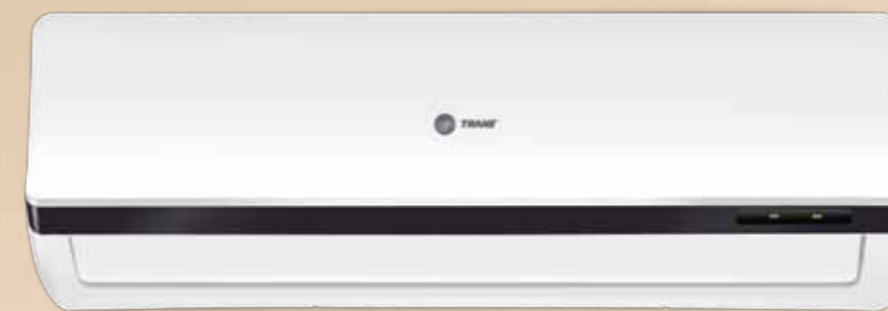


THE KREMLIN
Trane landmark building since 1991

Introducing Trane Interactive ACs and Door Locks

History has witnessed great inventions and momentous breakthroughs. It has witnessed eureka moments of some truly brilliant minds. Minds that recognized one basic truth. That all of us are torn between being smart and being lazy and we are best when we can be both. It's in their proud tradition that we launch ACs and door locks powered by Trane Interactive Technology. These products are so smart they'll help you sit back. Because, when you think smart, you live lazy.

Be smart, be lazy.™



Interactive Air Conditioner



Interactive Remote

Trane Interactive
Technology



Interactive Electronic
Door Lock

Comfort, convenience and control at your fingertips

Trane Interactive technology gives you a whole new level of comfort and convenience with the launch of premium air conditioning and security solutions. These products are smartly designed to make your everyday living simple, give you total control and let you be lazy.

Trane Interactive Air Conditioners

Choose smart amongst a wide range of Trane Interactive Air Conditioners.



Trane Interactive Inverter AC
IN1 series (1/1.5)




Trane Interactive Split AC
HW2 Series (1/1.5/2)



Trane Interactive Split AC
HW1 Series (1/1.5)



Trane Interactive Concealed AC
CN1 Series (2/3)



Trane Interactive Remote

Ergonomically superior design and minimalistic layout to put ease in the palm of your hand.

- Clean look and intuitive to use
- Real time display of outside temperature
- Backlit button for clear visibility at night
- Large screen for better display



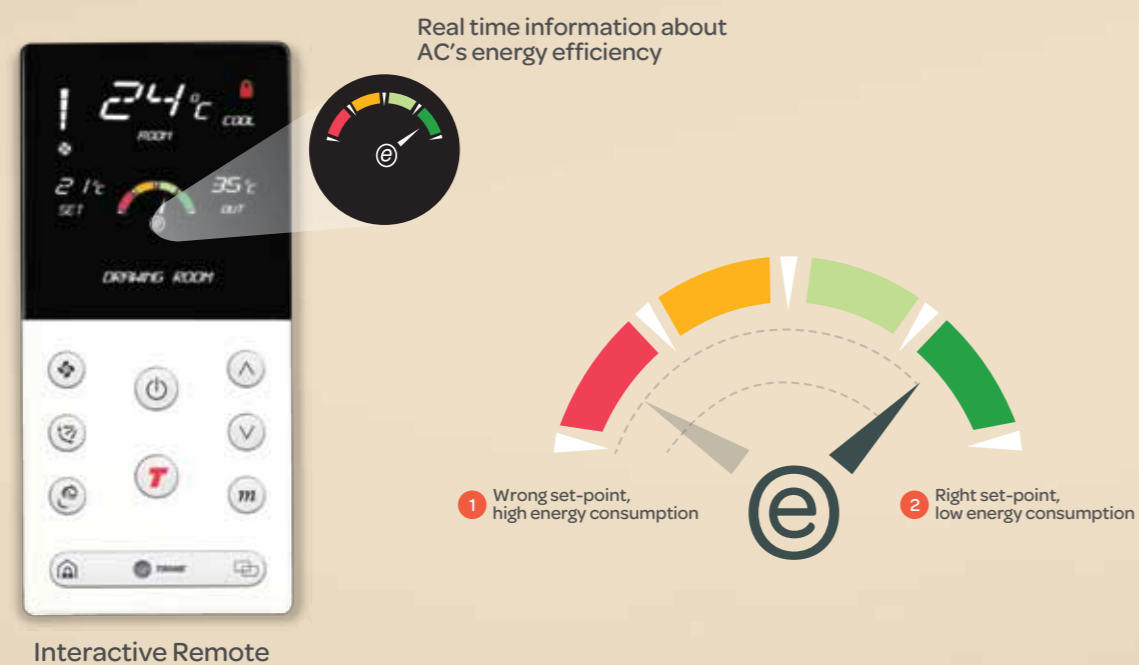
Efficiency Meter

Save energy as you stay cool.

Most air conditioners link energy efficiency only with higher star ratings, however it also depends on how the consumers are using the AC. When the set temperature is lower than ambient temperature the AC consumes higher energy. The efficiency meter on Trane Interactive Remote provides visual aid to set the right temperature and optimize energy consumption.

- Efficiency Meter gives real time information about the AC's energy consumption
- It helps you choose the right set point for lowest energy consumption no matter what the AC's star rating

Experience the Efficiency Meter in Trane Interactive ACs.



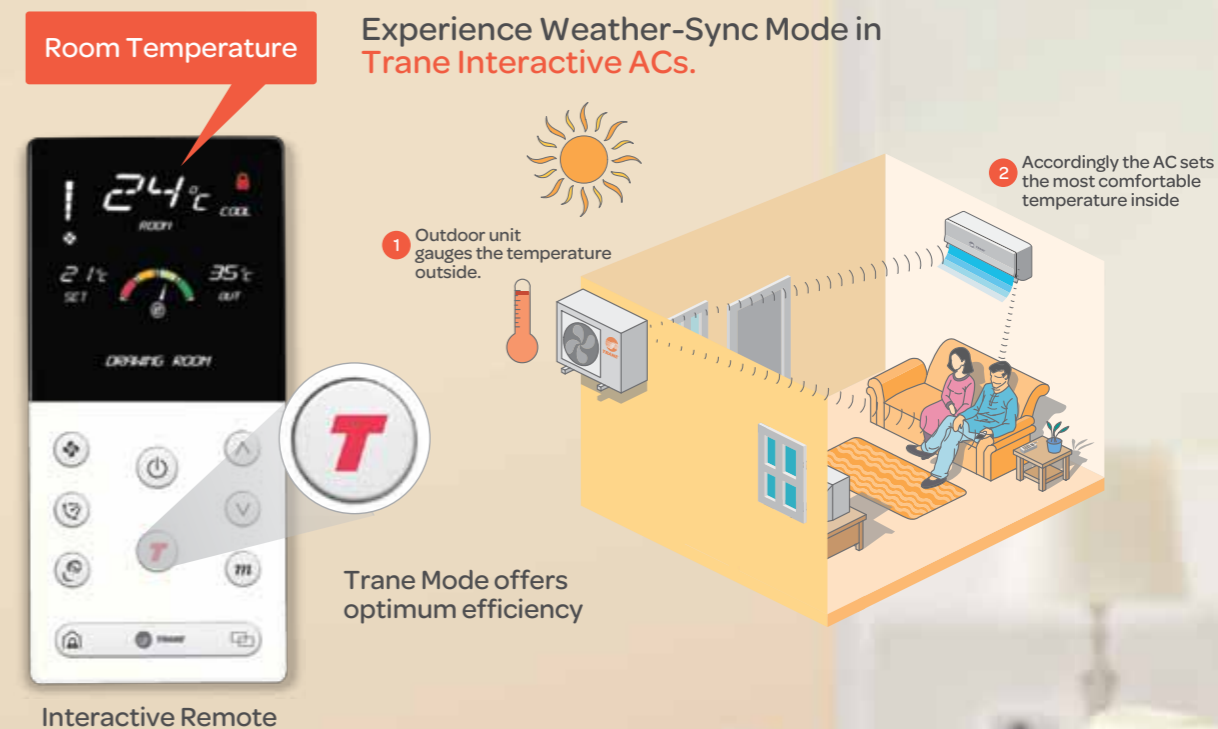
Trane Weather-Sync mode

Cool according to the weather.

Put an end to frequently changing the room temperature as per outside weather. Weather-Sync mode senses any change in the weather and adjusts the temperature inside to give you optimum energy efficiency and comfort

- The Weather-Sync Mode synchronizes the operations of the AC with the weather outside to give you optimum cooling inside
- This also protects you from thermal shock by helping avoid the risk of catching cold when you walk into a chilled room from the heat outside

Experience Weather-Sync Mode in Trane Interactive ACs.



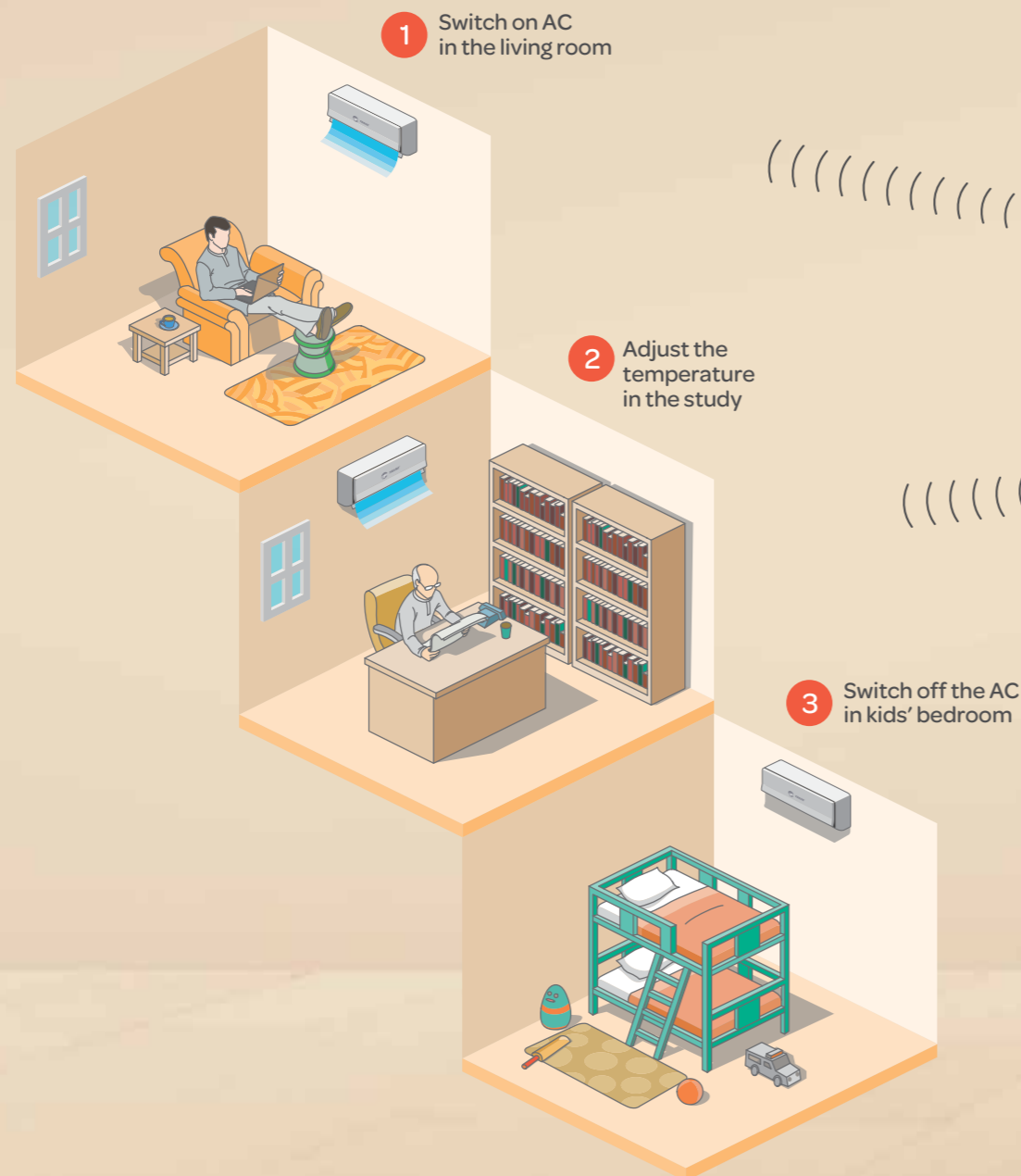


Multi-Room Control

Control upto 18 ACs from anywhere.

Forget about running between rooms to switch off your ACs. Whether your kids have left the AC on in their room before coming to dinner or you want to adjust the temperature for your parents in the study, you'll do it with the push of a button from anywhere in the house.

- Control upto 18 interactive ACs in your home without getting up from one place.
- You can switch on/off, change temperature or fan speed of any Trane AC in any room of your home.



Experience Multi-Room Control in Trane Interactive ACs.

Room selection feature



Interactive remote



Select from the pre-programmed list of 18 rooms

Multi-room control mode



Control all your interactive ACs from anywhere





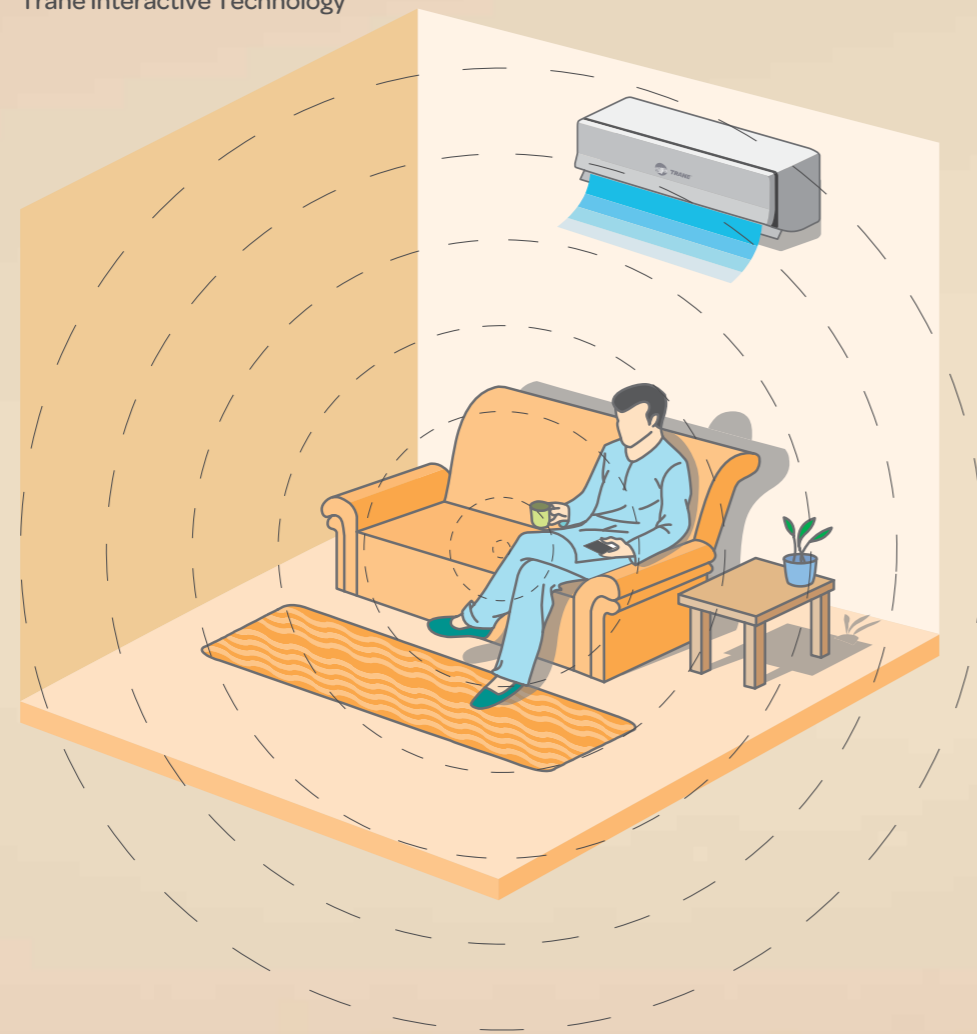
No Pointing

Control your AC without pointing at it.

You no longer have to shift your position to aim the remote at your AC. Control your Trane Interactive AC from any corner of your home without ever having to move a bit.

- Trane Interactive Remote works on Trane Interactive Technology that does not need line-of-sight to operate and lets you control the AC from anywhere
- It has reach in all directions, around bends, and can even penetrate walls

Remote signal powered by Trane Interactive Technology



Allows you to control Trane Interactive ACs without having to be in the vicinity

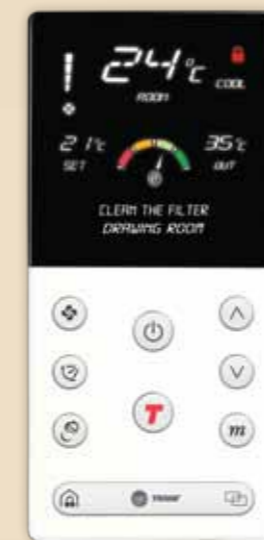


Service Alerts

Easy alerts for effortless understanding.

When the AC stops working suddenly and displays an error code, you search for it in the manuals or call the technical guy. With Trane Interactive Remote, no more scratching your head over error codes.

- The Trane Interactive Remote displays easy to understand service alerts
- The service alerts give you clear, crisp and actionable messages
- No need to depend on a manual or technical person to figure what's wrong with your AC



FILTER CHOKE - CLEAN THE FILTER



INPUT POWER FAILURE



LOW BATTERY- CHANGE THE BATTERY

Easily comprehensible Service Alerts



Efficiency by Design

Cu All-copper components

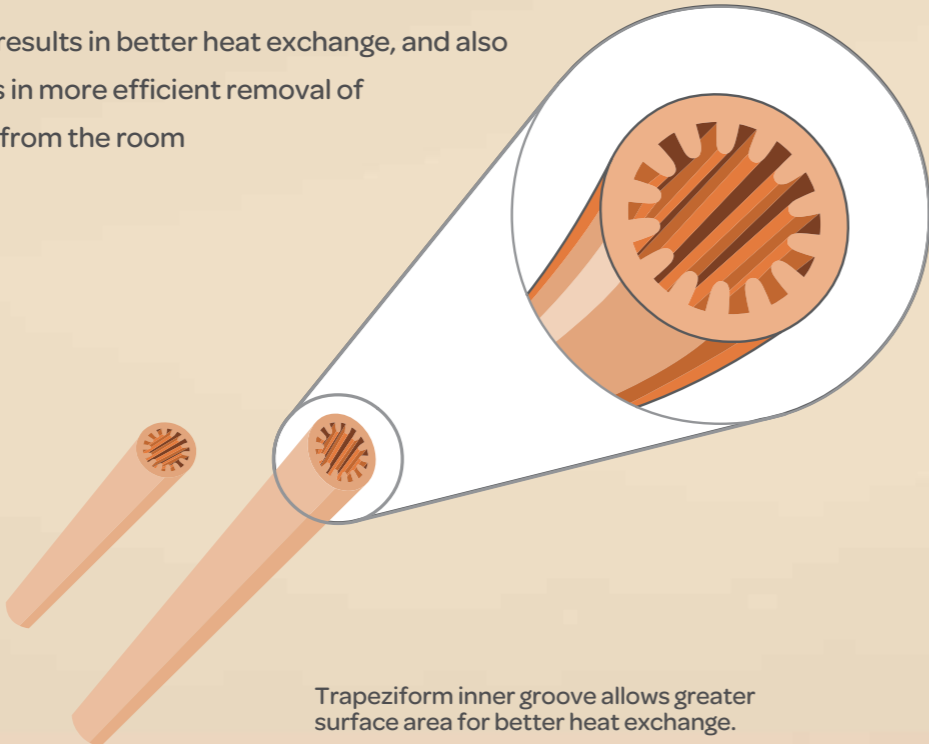
Guarantees long life of your AC

- The Trane Interactive AC uses high reliability Copper Tube Condenser, Evaporator & Interconnecting Pipes for longer life & better performance

Trapeziform copper pipes

Enables efficient cooling


- The Trane Interactive AC is designed using Trapeziform Inner Grooved Copper Pipes which have a greater surface area compared to traditional copper piping & allow more refrigerant to pass through it
- This results in better heat exchange, and also helps in more efficient removal of heat from the room



Hydrophobic fins

Prevents settling of water on fins which may lead to foul smell

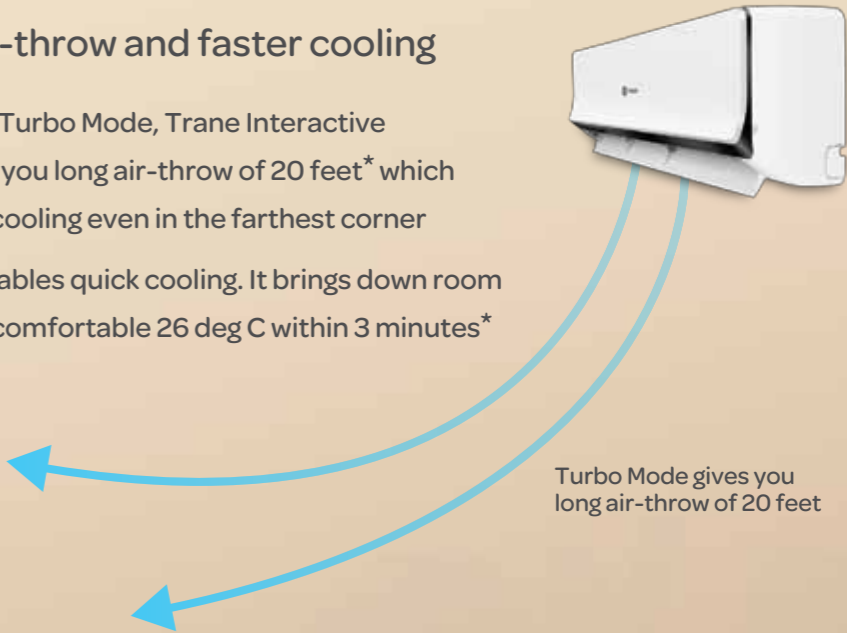
- In the Trane Interactive AC, evaporator fins are coated with a water resistant layer that prevents droplets from sticking to the surface area of the fins, thus keeping them dry.
- It leads to better air flow, less gas leakage, and better life of coil due to reduced corrosion



Turbo mode

Better air-throw and faster cooling

- With the Turbo Mode, Trane Interactive ACs give you long air-throw of 20 feet* which enables cooling even in the farthest corner
- It also enables quick cooling. It brings down room temp to comfortable 26 deg C within 3 minutes*



*Under test conditions.


Comfort and health without compromise



Purity filters

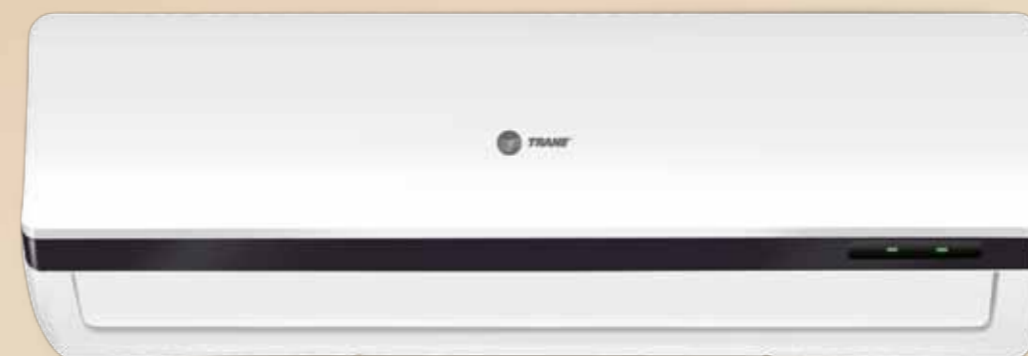
Enzyme filter - Lets in only pure air

- The Trane Interactive AC purifies the air through a specialized Biological Enzyme and Eco filter. (BE Filter)
- The Eco filter catches very small airborne dust particles and neutralizes bacteria, fungi and microbes



Active carbon filter - No foul smell

- The Trane Interactive AC works through activated carbon that removes the smell caused by formaldehydes that might otherwise get on to curtains, bed sheets, carpets, etc.



Auto Cleaning Coil

No corrosion, no leakage

- The Trane Interactive AC cleans its coil automatically
- You need not enable or disable the feature. It automatically dries the indoor unit after the AC is switched off, which guarantees –
 - o No smell generation due to water blocking
 - o No gas leakage due to corrosion of copper



Low noise

Peace at all times

- Designed using advance aerodynamic techniques to cut down on the AC noise so that there is little to no noise disturbance

Security assured



The Trane Interactive Lock is the next generation in security systems. Its intelligent features bring a whole new dimension to home security by putting together your safety and convenience.

The Trane Interactive Lockset is designed and developed by **Schlage**, the most preferred brand for home security in the US that has kept homes safe for the last 90 years.

Interactive Electronic Door Lock

Robust build

- Large deadbolt that can withstand up to 600kg of force
- Stainless Steel and Zinc alloy body to provide maximum security
- Electrostatic coating for a long lasting finish

User friendly

- Anti-panic feature always lets you go out of home by easily opening the door from inside
- EHS* compliant design for enhanced safety
- Anti-friction technology for smooth operation
- Ready-to-use lock, as it needs no programming once installed

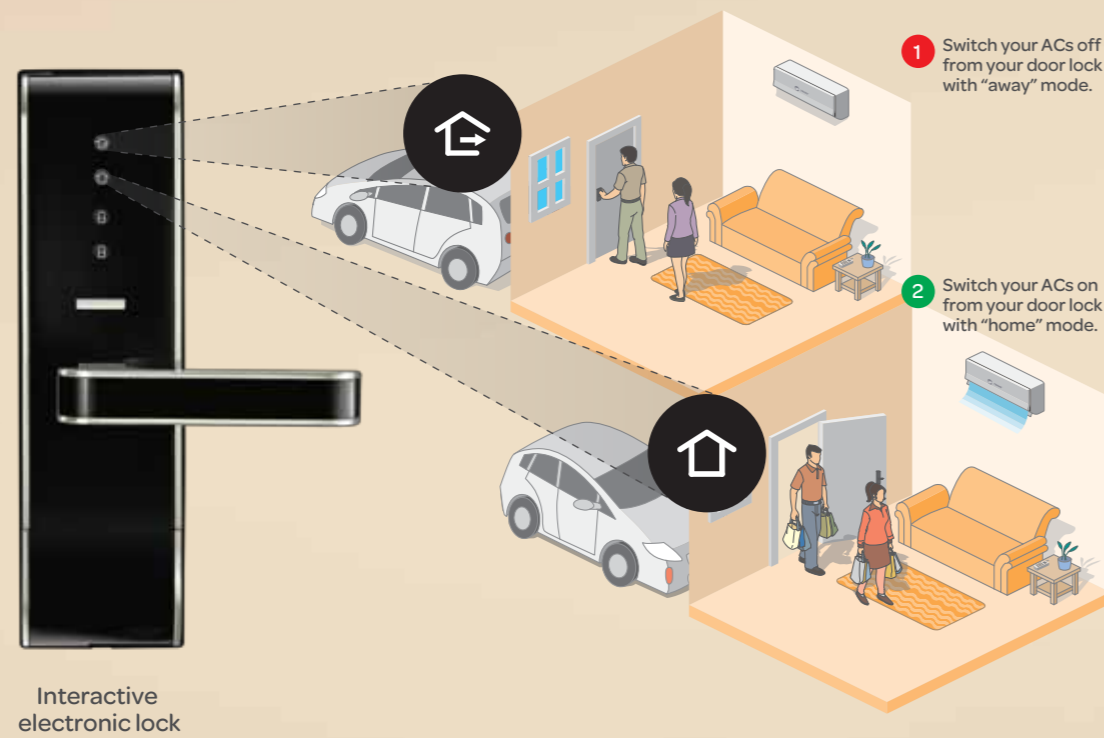


Away/Home modes

Control all your ACs from your main door

While leaving your home you realize you have left the ACs on. You know it would take a lot of time to go from room to room to switch off all your ACs. With the Trane Interactive Lock, you can switch off all the ACs in your home through a single touch operation on the lock itself.

- 'Away Mode' on the lock switches off all Trane Interactive ACs and saves you the hassle of searching the remote when you leave home.
- 'Home Mode' on the lock switches on the ACs when you come back home to create a comfortable environment.



Remote Night Latch

Lock the door from anywhere in the house

If you are worried whether you latched the door before going to sleep, no more losing sleep over it. Secure your lock from anywhere in the house through Remote Night Latch.

- With the Remote Night Latch, you need not walk up to the door to lock it.
- Just by pressing a button on the interactive remote you can activate the electronic night latch on your interactive lock and lock your door from anywhere in the house.



Safety **by design**

No more double checks on your door or searching for keys impatiently. Security will never be a concern again. The Trane Interactive Lock takes care of it all.



Auto-lock

Lock your worries away

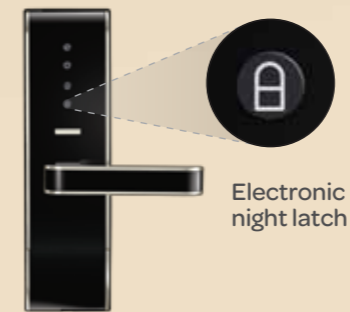
- The door locks itself by throwing the bolt every time the door is shut
- Large bolt with 25mm throw provides superior security



Electronic **Night Latch**

Secure your space

- When desired, one can restrict access to the house even to someone with keys



Non Duplicable **Electronic Key**

Stay safe, stay smart

- Electronic Key that uses highly secure encryptions and cannot be duplicated as it has unique 4.29 billion possible combinations
- In case of repeated attempt to open the lock with an invalid key, the lock goes into sleep mode to prevent unauthorized access



Electronic key



Door Open Alert and **Tamper Alarm**

Ensure your safety through alerts

- The lock is equipped with door alert which produces a low audible beep when the door is left open
- Tamper alarm produces a high audible beep in case the lock is being tampered with



Crafted for your convenience

The Trane Interactive Lock is designed to make your life as easy as it can be. Never again will you worry about whether you locked the door properly or of the electronic door lock running out of power. You won't even have to get up every time to answer the door.



Passage Mode

Sit back and relax

- Family celebrations see a lot of guests coming in. With Passage Mode, you need not walk up to answer the doorbell frequently
- Passage Mode disables auto locking for occasions that demand frequent door openings



Long battery life

Stay secure for long



- Trane locks have a one year battery life with lock and air conditioner operations*



Emergency key

No risk of getting locked out

- Emergency key provides access to the lock and avoids any situation where you might be locked out of your house
- In case the battery drains out, you can power your lock by a 9volt battery and get access to your house by using the electronic key



*Standard test conditions

Series: HW1
(Interactive Split AC)

Specification	Description		TSR18MW5	TSR18MW4	TSR18MW3	TSR12MW5	TSR12MW4	TSR12MW3
Capacity	Star Rating		5	4	3	5	4	3
	Cooling	Watts	5275	5217	5275	3470	3517	3425
	Cooling	BTU/Hr	18,000	17,800	18,000	11,840	12,000	11,687
	Compressor/ Referigerant	Type	Rotary/ R22	Rotary/ R22	Rotary/ R22	Rotary/ R22	Rotary/R22	Rotary/R22
Elec. Rating	Power Supply	Volt/Hz/Phase	230 / 50 / 1	230 / 50 / 1	230 / 50 / 1	230 / 50 / 1	230 / 50 / 1	230 / 50 / 1
	Power Input	Watts	1550	1630	1750	1000	1100	1138
	Running Current	Amps	6.8	7.2	7.7	4.4	4.9	5.2
Performance	EER/ COP	W / W	3.40	3.20	3.01	3.47	3.20	3.01
	Indoor air flow (Turbo/ Hi/ Mi/ Lo)	CMH	1110/850/750/550	1120/850/750/550	1110/850/750/550	710/610/550/420	710/610/550/420	720/610/550/42
	Indoor Noise	dB	32	32	32	31	31	31
Features	Air Swing		Auto + 3 Selectable	Auto + 3 Selectable	Auto + 3 Selectable	Auto + 3 Selectable	Auto + 3 Selectable	Auto + 3 Selectable
	Memory Backup		Yes	Yes	Yes	Yes	Yes	Yes
	Sleep mode		Yes	Yes	Yes	Yes	Yes	Yes
	Dry Mode		Yes	Yes	Yes	Yes	Yes	Yes
	Weather Sync Mode		Yes	Yes	Yes	Yes	Yes	Yes
	Turbo Mode		Yes	Yes	Yes	Yes	Yes	Yes
	Connectivity		17 AC's & Lock	17 AC's & Lock	17 AC's & Lock	17 AC's & Lock	17 AC's & Lock	17 AC's & Lock
Filters	Bacteria Filter		Yes	Yes	Yes	Yes	Yes	Yes
	Active Carbon Filter		Yes	Yes	Yes	Yes	Yes	Yes
Weight & Dimensions	IDU Size (Net)	(WxHxD) mm	990x315x218	990x315x218	990x315x218	835x280x198	835x280x198	835x280x198
	ODU Size (Net)	(WxHxD) mm	845x700x320	845x700x320	760x590x285	780x540x250	780x540x250	780x540x250
	IDU Weight (Net / Gross)	Kg	12 / 15	12 / 15	12 / 15	9 / 11	9 / 11	9 / 11
	ODU Weight (Net / Gross)	Kg	47.5 / 51.5	43 / 46	35.5 / 38	29.5 / 31.5	29 / 31	27 / 29

Series: HW2
(Interactive Split AC)

Specification	Description	Model	TSR22DW3	TSR18DW3	TSR12DW3
Capacity	Star Rating		3	3	3
	Cooling	Watts	6243	5129	3488
	Cooling	BTU/Hr	21,300	17,500	11,900
	Compressor/ Referigerant	Type	Rotary/ R22	Rotary/ R22	Rotary/ R2
Elec. Rating	Power Supply	Volt/Hz/Phase	230 / 50 / 1	230 / 50 / 1	230 / 50 / 1
	Power Input	Watts	2080	1710	1160
	Running Current	Amps	9.2	7.6	5.1
Performance	EER/ COP	W / W	3.00	3.00	3.01
	Indoor air flow (Turbo/ Hi/ Mi/ Lo)	CMH	1120/ 900/ 800/ 750	1120/ 950/ 800/ 750	850/ 640/ 550/ 480
	Indoor Noise	dB	39	39	31
Features	Air Swing		Auto + 3 Selectable	Auto + 3 Selectable	Auto + 3 Selectable
	Memory Backup		Yes	Yes	Yes
	Sleep mode		Yes	Yes	Yes
	Dry Mode		Yes	Yes	Yes
	Weather Sync Mode		Yes	Yes	Yes
	Turbo Mode		Yes	Yes	Yes
Filters	Bacteria Filter		Yes	Yes	Yes
	Active Carbon Filter		Yes	Yes	Yes
Weight & Dimensions	IDU Size (Net)	(WxHxD) mm	1030x315x218	1030x315x218	905x275x198
	ODU Size (Net)	(WxHxD) mm	845x700x320	760x590x285	780x540x250
	IDU Weight (Net / Gross)	Kg	13 / 16	12 / 15	9 / 11
	ODU Weight (Net / Gross)	Kg	50 / 52	35.5 / 38	27 / 29

Series: IN1
(Interactive Inverter AC)

Specification	Description	Model	TSI18MS	TSI12MS	TCS36CC	TCR24CC
Capacity	Cooling	Watts	5217 (2000-5800)	3458 (1400-3900)	10551	7034
	Cooling	BTU/Hr	17,800 (6,824-19,790)	11,800 (4,777-13,307)	36,000	24,000
	Compressor/Referigerant	Type	Rotary/ R410	Rotary/ R410	Scroll/ R22	Rotary/ R22
Elec. Rating	Power Supply	Volt/Hz/Phase	230 / 50 / 1	230 / 50 / 1	230 / 50 / 1	230 / 50 / 1
	Power Input	Watts	1460	950	3810	2490
	Running Current	Amps	6.4	4.2	16.9	11.0
Performance	EER/ COP	W / W	3.57	3.64	2.77	2.82
	Indoor air flow (Turbo/ Hi/ Mi/ Lo)	CMH	1150/ 900/ 750/ 550	710/ 640/ 550/ 420	2270/ 2200/ 1890/ 1650	1400/ 1320/ 1100/ 1000
	Indoor Noise	dB	32	31	36	33
Features	Air Swing		Auto + 3 Selectable	Auto + 3 Selectable	-	-
	Memory Backup		Yes	Yes	Yes	Yes
	Sleep mode		Yes	Yes	Yes	Yes
	Dry Mode		Yes	Yes	Yes	Yes
	Weather Sync Mode		Yes	Yes	Yes	Yes
	Turbo Mode		Yes	Yes	Yes	Yes
	Connectivity		17 AC's & Lock	17 AC's & Lock	17 AC's & Lock	17 AC's & Lock
Filters	Bacteria Filter		Yes	Yes	Yes	Yes
	Active Carbon Filter		Yes	Yes	-	-
	Enzyme Filter		Yes	Yes	-	-
Weight & Dimensions	IDU Size (Net)	(WxHxD) mm	990x315x218	835x280x198	1140x270x775	920x270x635
	ODU Size (Net)	(WxHxD) mm	845x700x320	760x590x285	895x862x313	842x695x324
	IDU Weight (Net / Gross)	Kg	12 / 14	9 / 11	41 / 46	28 / 34
	ODU Weight (Net / Gross)	Kg	46.5 / 50	40.5 / 43	79 / 83	48 / 52
Indoor external static pressure (HI)		Pa	-	-	80	70

Interactive Electronic Lock

Specifications	Description	
Model Number	RH – Right Handed	EM-ASBC1
	LH – Left Handed	EM-ASBC2
Interactivity	Interactive AC connect	Upto 17 units
	Interactive Remote Night Latch	Latch Enables electronic Night Latch by Remote
Features	Auto lock	Door Locks automatically
	Anti Panic	Door always opens from inside
	Passage	Door opens without a key
	Home Mode	Turns on connected Trane AC.
	Away Mode	Turns off connected Trane AC.
	Electronic Night Latch	Restricts access to valid Keys
	Alarm	Door open and Tamper alarm
Electronic Keys & Emergency Unlocking	Electronic Keys	4 Numbers
	Programming Key	1 Number
	Mechanical Key	2 Numbers
	External Power	Through 9V battery
Finish & Dimensions	Dual Tone	Satin Nickel with Glossy Black
	Outside Unit (HxWxD)mm	255 x 70 x 25
	Inside Unit (HxWxD) mm	255 x 70 x 27
	Mortise Unit (HxWxD) mm	171 x 96.5 x 15
Certifications & Strength	EN	Confirms to European Standards
	Durability	More than 100,000 test cycles
	Impact Force	600kg (Front Load)
Application	Door Type	Wooden & Metal
	Door Thickness Range	30-80 mm



Recognitions for Trane Interactive ACs and Door Locks from

- I Design Awards, India's Premier Product Design Award
- Good Design Mark, awarded for original and high intrinsic design value
- A Design Awards, International award that underlines excellent qualifications of best designs, design concepts and design oriented products & services
- The India Design Mark (I Mark), a design standard instituted by India Design Council to encourage Good Design

www.traneindia.com

